



District Report Card: 2017


State: Rajasthan	District: Dausa
Class: 8	Subject: Language
Schools: 49	Students: 1136


Participation/Coverage


Students

<div>GENDER</div> <div></div>	Boys				Girls			
	Number		%		Number		%	
	485		42.69		651		57.31	

<div>AREA</div> <div></div>	Rural				Urban			
	Number		%		Number		%	
	1096		96.48		40		3.52	

<div>CATEGORY</div> <div></div>	SC		ST		OBC		GEN	
	Number	%	Number	%	Number	%	Number	%
	357	31.43	416	36.62	304	26.76	59	5.19

<div>CWSN</div> <div></div>	LD	VI	HI	S&LD	ID	Oth
	5	2	0	4	5	77

<div>Management</div> <div></div>	Government			Government-aided		
	Number		%	Number		%
	1136		100.00	0		0.00

Average Performance of Students in Language (%)

Overall	Gender		Area		Management		Social Group			
	Male	Female	Rural	Urban	Govt.	Aided	SC	ST	OBC	GEN
74.41	75.13	73.88	74.54	71.00	74.41	0.00	71.35	75.32	77.24	71.98

Performance on Learning Outcomes (LOs)

Learning Outcomes	Description	Average Performance(%)
L813	Read textual/non-textual materials with comprehension and identifies the details, characters, main idea and sequence of ideas and events while reading	74.41

Range of Performance of Students who Answered Correctly							
Below 30%		30% - 50%		50% - 75%		Above 75%	
Number	%	Number	%	Number	%	Number	%
26	2.29	96	8.45	440	38.73	574	50.53

Lowest Performing Learning Outcomes (LOs)

1 - Read textual/non-textual materials with comprehension and identifies the details, characters, main idea and sequence of ideas and events while reading (74.41)